



Prifysgol Cymru
Y Drindod Dewi Sant
University of Wales
Trinity Saint David

Studying in the UK

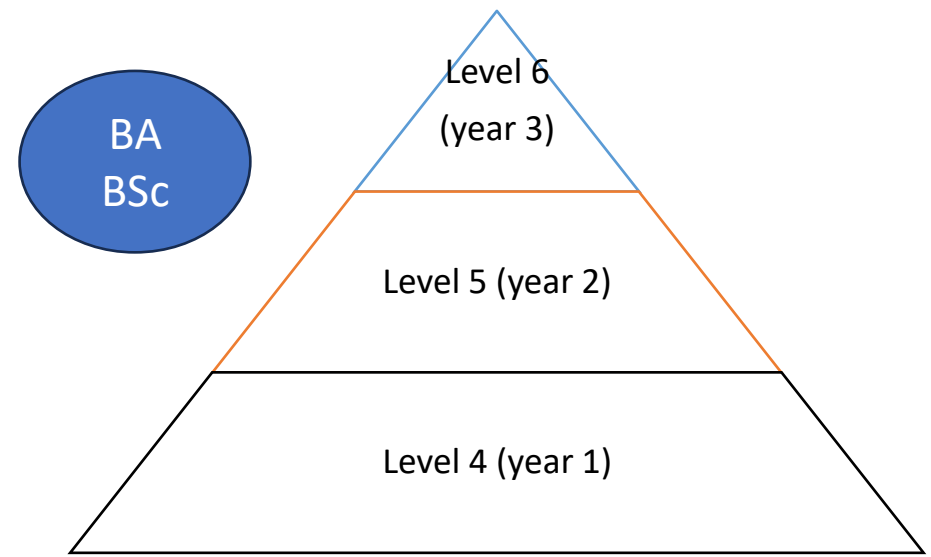
Trawsnewid Addysg, Trawsnewid Bywydau
Transforming Education, Transforming Lives

www.uwtsd.ac.uk



Credits & Degrees

- 1 credit = 10 hours of learning, including independent learning
- ALL modules equal a number of credits (usually 10, 20, 30, 40 or 60)
- ALL modules relate to a certain Level of study
 - A BA/BSc is normally 3 years, covering 3 levels. So, Levels 4, 5 and 6.



You have to complete the required number of credits at the right level to progress to the next level or graduate.
You cannot take credits from a different level (unless you are on an exchange programme)

Let's try this out!

- What level are you?
 - Are you starting a BA/BSc? Level 4
 - Are you starting a foundation course? Level 3
 - Are you starting an MA/MSc? Level 7
 - Something else? Ask!
- How many credits do you need to complete the level?
 - Level 4 120
 - Level 3 120
 - Level 7 180

How does a module work?

- A number of set hours that you need to be in class (check your timetable)
- A number of expected hours that you need to work on your own for your assessments and for preparing for class sessions
- All information will be on Moodle (the university's Virtual Learning Environment) under the individual module tile

Are you a distance learner?

You may have scheduled classes or you may be expected to follow the instructions on the course to use the asynchronous material

Types of classes

You will need to
prepare for all sessions

Lectures

- All of the students together
- Your tutor is giving you information

Seminars

- Smaller groups
- You are expected to discuss with your peers

Practical Sessions

- Groups or whole class
- Practice-based
- Active

Assignments and Assessments

- Every module has assessments that you need to complete
- These can be:
 - Essays or other written work
 - Examinations
 - Presentations
 - Other types of assessment

Keep in mind:

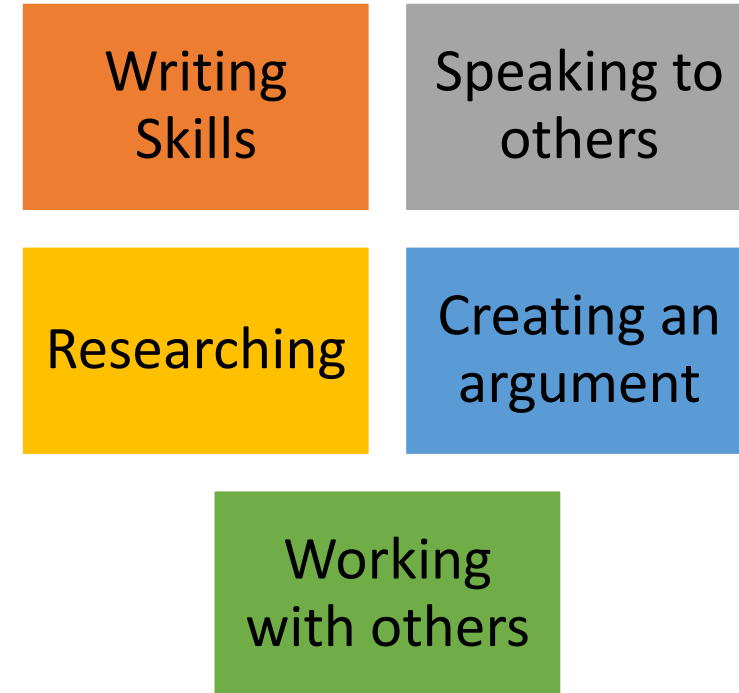
1. You must follow the length of the assessment (so if it is 1000 words, then you cannot write 500 words or 5000)
2. You have to follow the directions the tutor gives you (so, you cannot change the topic unless you get permission)
3. Check out the Assessment Criteria – your tutor will mark based on these.

Pass for Levels
3,4,5,6: 40%

Pass for Level 7:
50%

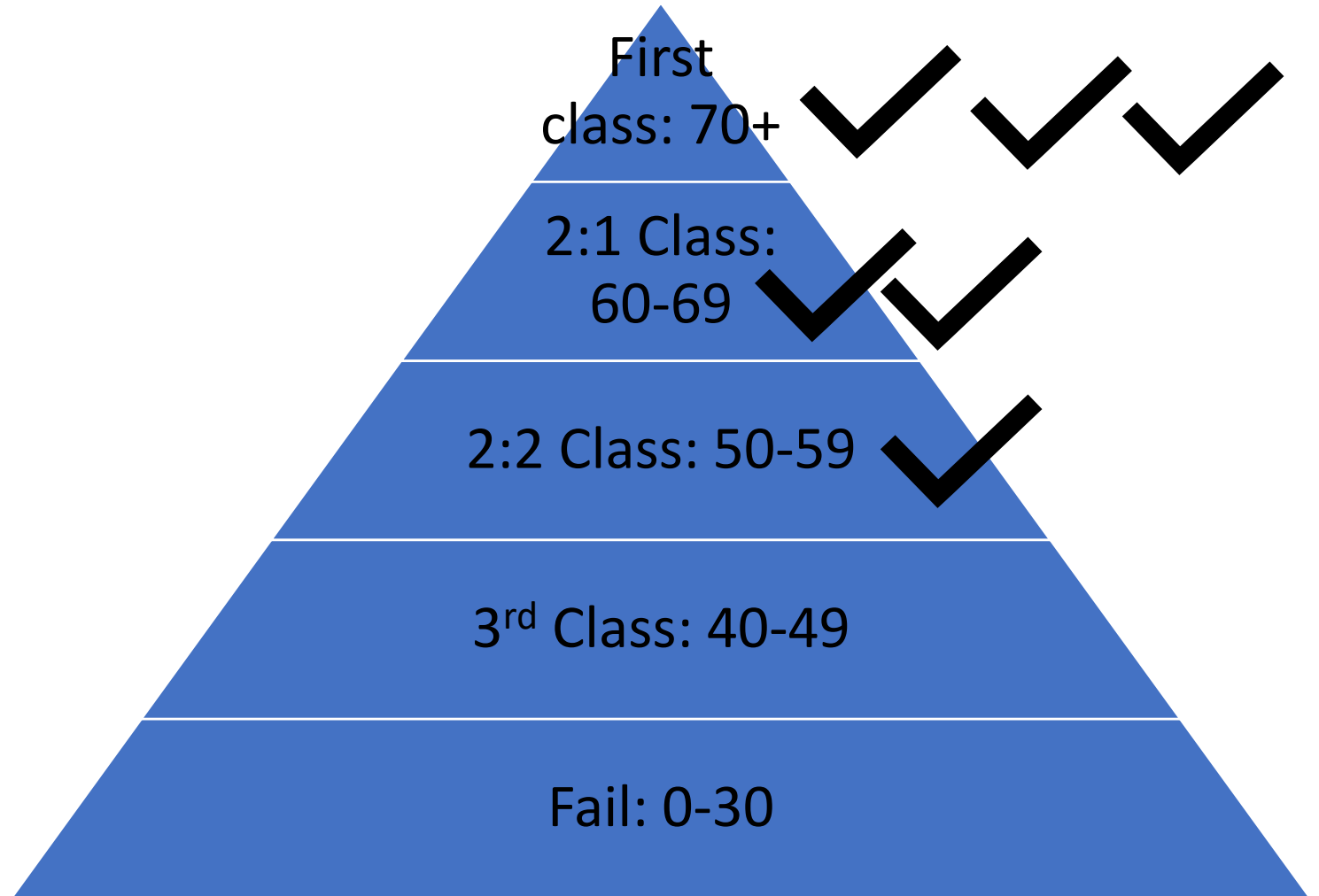
Assessments and Skills

- Skills are as important as knowledge in British education.
- So, a lot of assessments are there to give you skills for life and employment



What is a good mark?

In most subjects, it is extremely rare to see marks over 80%




Let's try this out

- What is the highest mark in your native educational system?
- How does it translate to the British system?
- Write down what you think

Country	Highest Grade	British Equivalent
China	A (85-100)	70+
USA	A (90-100)	70+
India	A+ (9-9.99)	75+
Canada	A (4)	70+
Greece	8.5-10	70+
Germany	1	80
France	16-20	70+

Academic Integrity

- Academic Integrity is very important
- The work that you submit must be your own!
- Referencing is essential
 - Always always acknowledge your sources



Formality British-style!

- Most lecturers will ask you to call them by their First Names.
 - Do **not** call your tutors Sir, Miss or Madam
- Put up your hand when you want to speak, unless your tutor tells you otherwise
- Do not speak while your tutor is speaking
- Always be respectful to your tutor(s) and fellow students, as well as the members of the professional services

Asking questions

- Your tutors expect you to ask questions and answer their questions in class and outside
- All tutors have office hours where you can have a longer or private conversation
- Remember that your tutor may be teaching another class after yours; they may not be able to have a chat after the class ends.

Accents, Slang and Expectations



- British English includes a variety of accents
- Sometimes it **will** be difficult to follow whether it is your tutor or another student
- Remember, you have an accent too...

If you are uncertain, ask them to speak more slowly

Use captions on TEAMS